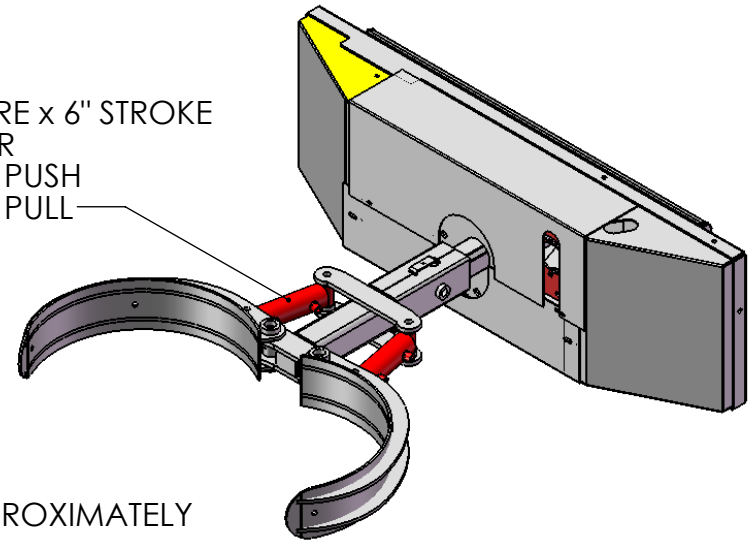
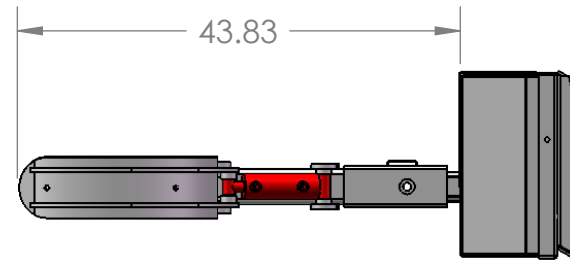
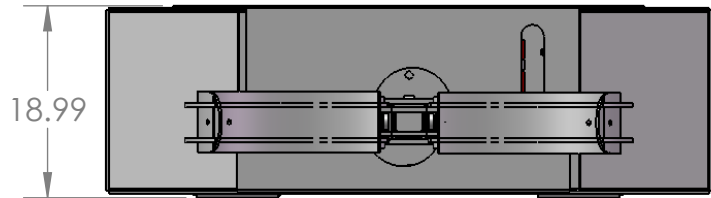


2X 3" BORE x 6" STROKE
CYLINDER
21206 LB PUSH
13990 LB PULL



WEIGHT: 498 LBS. APPROXIMATELY
ROTATES 300°
(LOOKS THE SAME AT 0° AND 180°)
RATED FOR 1200 LBS.



PROPRIETARY AND CONFIDENTIAL
THE INFORMATION CONTAINED IN THIS
DRAWING IS THE SOLE PROPERTY OF
EZ-SPOT-UR. ANY REPRODUCTION IN PART
OR AS A WHOLE WITHOUT THE WRITTEN
PERMISSION OF EZ-SPOT-UR IS PROHIBITED.

		UNLESS OTHERWISE SPECIFIED:	NAME	DATE
		DIMENSIONS ARE IN INCHES	DRAWN	TIM R. 6-21-2010
		TOLERANCES:	CHECKED	
		FRACTIONAL ±	ENG APPR.	
		ANGULAR: MACH ± BEND ±	MFG APPR.	
		TWO PLACE DECIMAL ±	Q.A.	
		THREE PLACE DECIMAL ±	COMMENTS:	
		INTERPRET GEOMETRIC TOLERANCING PER:		
		MATERIAL SEE DETAILS		
		FINISH		
NEXT ASSY	USED ON			
APPLICATION		DO NOT SCALE DRAWING		

EZ-SPOT-UR

TITLE:
**ASSY, BARREL HANDLER
WITH CHAIN BASE**

SIZE A	DWG. NO. CDB-01-0001 NO ROTATION	REV
------------------	--	-----

SCALE: 1:19 WT: 497.66 LBS SHEET 1 OF 1